

Waterville

HISTORIC HOUSE & GARDENS



TEACHER RESOURCE GUIDE



ACKNOWLEDGEMENTS

The Bermuda National Trust thanks AXIS Capital Holding Limited for sponsoring this publication and Eldon Trimingham III for providing information about the genealogy of the Trimingham family.

Copyright © 2014 Bermuda National Trust



To protect Bermuda's unique natural & cultural heritage forever

Learning with the Bermuda National Trust AXIS Education Programme

The Bermuda National Trust's teacher resources focus on nature reserves and historic homes owned and maintained by the Trust, offering comprehensive resources and creative learning experiences for visitors, teachers and students. We provide first-hand experiences that cannot be re-created in the classroom. Guided tours can be scheduled with a member of our education staff for primary, middle and senior level classes. It is our hope that students will visit all Trust properties, beginning at primary 1 - 2, and experience repeated visits throughout later primary, middle and senior years. Repeat visits help students build on their prior learning and develop a deeper understanding of the concepts and terms associated with each site. Senior students are encouraged to visit each site to learn about the care and preservation of nature reserves and historical homes. Opportunities are available for senior students to participate in our AIM Programme, allowing them to volunteer their time caring for Trust properties, which can be applied to required community service hours.

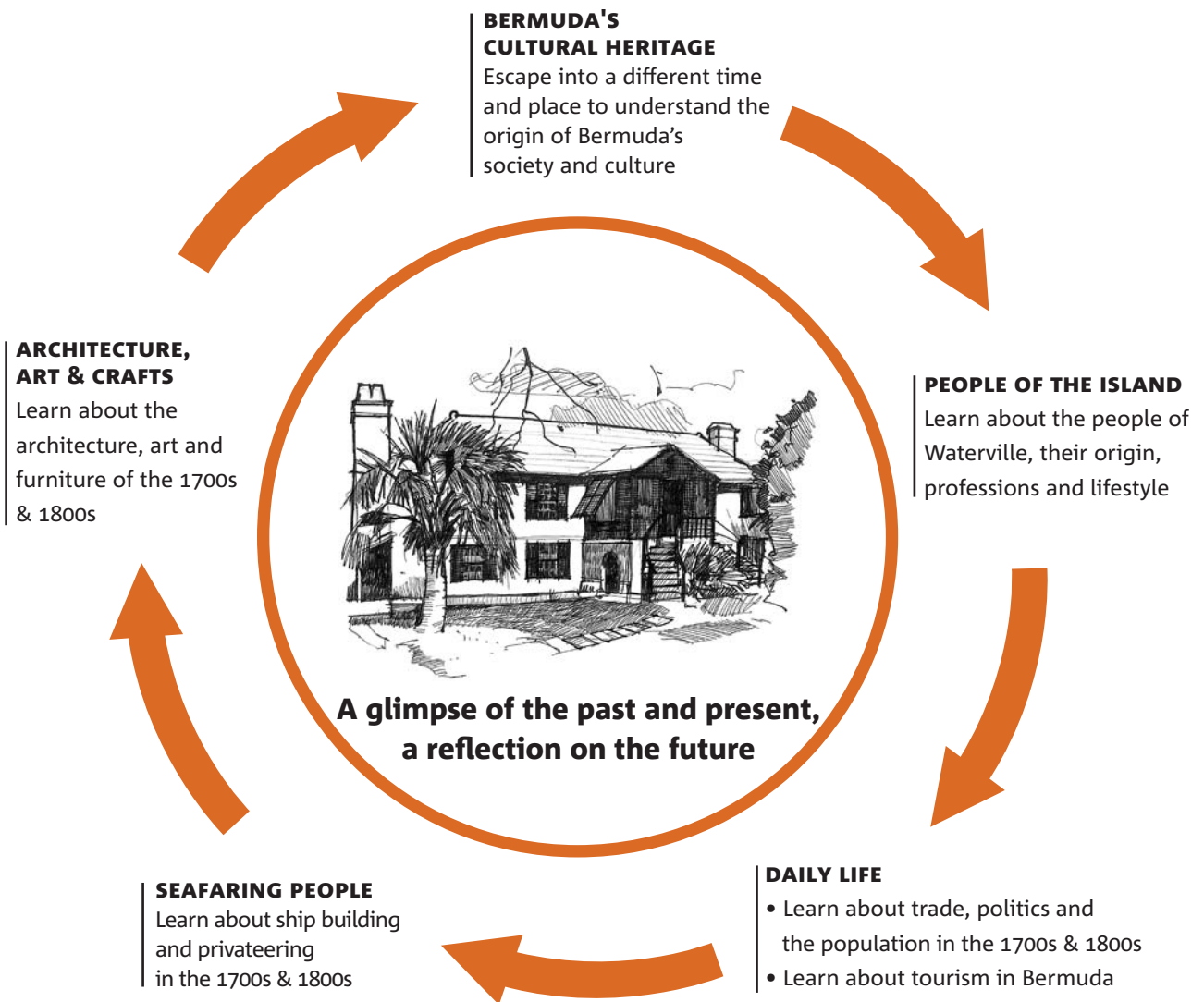


Table of Contents

5	Why Should You Visit Waterville?
6	Note to Teachers
7	Scheduling a Field Trip to Waterville
9	Bermuda National Trust Properties
11	Waterville Introduction
14	The Garden & Waterville Park
15	Architecture and Furnishings
15	Outside Waterville
16	Inside Waterville
21	The Owners of Waterville and their Family History
23	Trimingham Family Tree
24	Teacher Resources/Activities
24	Before your Visit • Introducing Students to Waterville
25	Activity 1 – Waterville through the Ages
26	Activity 2 – Having Fun with Genealogy!
27	My Family Tree
28	During your Visit • Class Field Trip Activities
29	Activity 1 – Waterville Garden Scavenger Hunt
30	Activity 2 – Observing Waterville/Outside
30	Activity 3 – Cedar, Palmetto and Olivewood
31	After your Visit • Additional Information and Activities
32	Activity 1 – Ship Building in Bermuda between 1700 and 1800
34	Activity 2 – Privateering in Bermuda
35	Activity 3 – The Beginning of Tourism in Bermuda
37	Activity 4 – Comparison of Waterville and My House
38	Activity 5 – My Visit to Waterville
39	Appendix
40	Activities and Curriculum Links
42	References
43	Field Trip booking form
44	Waiver form

Why Should You Visit Waterville?

Stepping into this historic house will give each visitor a sense of the island's unique past. Engaging students will enhance the school curriculum through an informal learning setting.



Arranging a Class Trip/Teacher Resources

>Note to Teachers

Our goal is to make your students’ field trip to Waterville valuable and meaningful and to stimulate a life-long interest in history. While the activities suggested in this resource are noted for Primary 1,2,3 and 4 and Middle Level 2, other grade levels may enjoy visiting Waterville to learn how people lived long ago and enjoy the beautiful grounds. Authentic sources have been used as a springboard for developing activities which we hope will engage young minds and bring history to life. Reading through the background information will assist you in answering the more probing questions from inquisitive students, and help create additional activities that extend the learning associated with Waterville.

There are a few options to support you before and after the field trip:

Teacher workshop

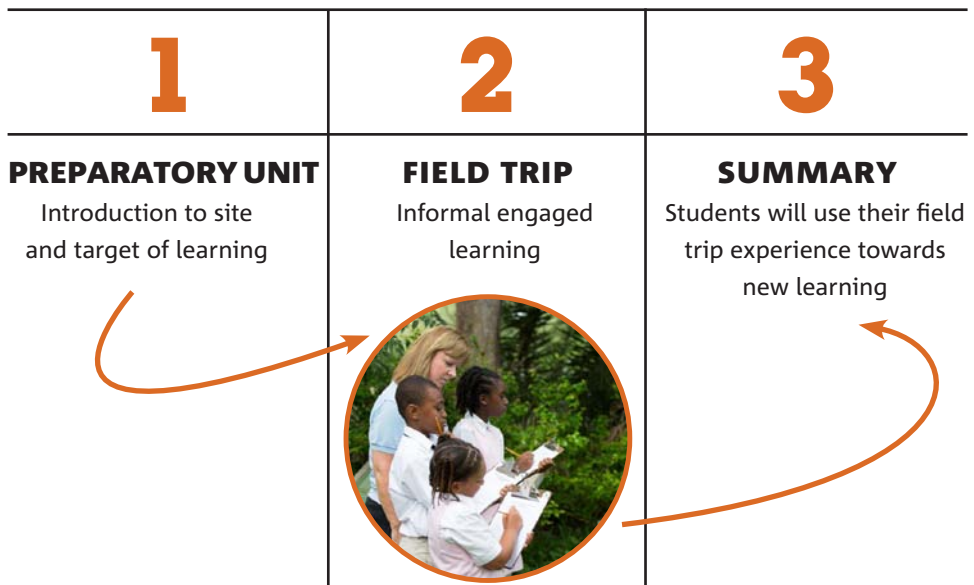
We can provide a ‘group teacher workshop’ in our AXIS Education Classroom prior to a field trip with your students. A minimum of 10 teachers is required, maximum group size is 15. The time allotted for the workshop is 1.5 to 2 hours.

The overall focus of the workshop is to obtain a copy of the Waterville Teacher Resource Guide and network with other teachers to brainstorm ideas for additional activities that can be offered to promote student learning before and after the class field trip.

The Waterville Resource Guide is also available to download from our website.

Three-Part Learning Experience

We offer a three-part learning experience. After booking a field trip, a Bermuda National Trust educator can provide an introductory lesson for your students in your classroom, providing information about the site. This is an excellent preparation for the field trip which builds on students’ prior knowledge and is helpful for engaged learning during the field trip. After the site visit a follow-up lesson can also be scheduled. Students will be guided in a review of their field trip and summarise their new knowledge.



The significance of Waterville and what students should know before their visit:

- The house and items will allow students to discover how people lived long ago
- This historic home was built c.1725
- It was lived in up until 1990
- There is a wonderful collection of antique treasures from the Trimmingham family which Miss Elsie Gosling bequeathed to the Bermuda National Trust

Please prepare your students and adults for a visit to Waterville:

- The items in the house are from the past and most are irreplaceable. We ask visitors to look with their eyes and not with their hands
- Light, including sunlight and flash light used in photographs, fades the colours in the paintings. Cameras may only be used outside on the grounds

PRE FIELD TRIP ACTIVITIES

Dress up!

Involve the students before their visit to Waterville by discussing the type of clothing that would have been worn by children in the 18th century. Show students the pictures provided in this resource. Ask students to use their creativity and 'dress the part' to enhance their experience.

Getting to know Waterville – Waterville through the ages

The 'Before Your Visit' activities will connect the property to historic events in Bermuda and in the world. It will help students to understand the changes to the house, its people and the island in general.

FIELD TRIP ACTIVITIES

Activities 1 – 3 focus on various aspects of life long ago and the property. Select one or two activities for your class to complete during their visit. The activities can be modified to meet the needs of students.

POST FIELD TRIP ACTIVITIES

Activities 1 - 3 allow students to engage in a more detailed study of life long ago and connect time and history to Waterville. Activities 4 and 5 allow students to recall their visit and to make connections about what they have learned. Please see the attached Social Studies curriculum links that correspond to the activities.

While the activities suggested in this resource are noted for specific primary and middle levels, some may be modified for other ages. We appreciate feedback and invite educators to share their knowledge in order to support or improve our education programmes.



Enjoy these resources with your students!

The Education Team
Bermuda National Trust
education@bnt.bm • 236-6483

***Scheduling a field trip to Waterville**

To schedule a trip to Waterville download and complete a school field trip booking form on our website, www.bnt.bm (found under the school tours heading) or copy the form in the back of this book. Return the form via email to: education@bnt.bm.

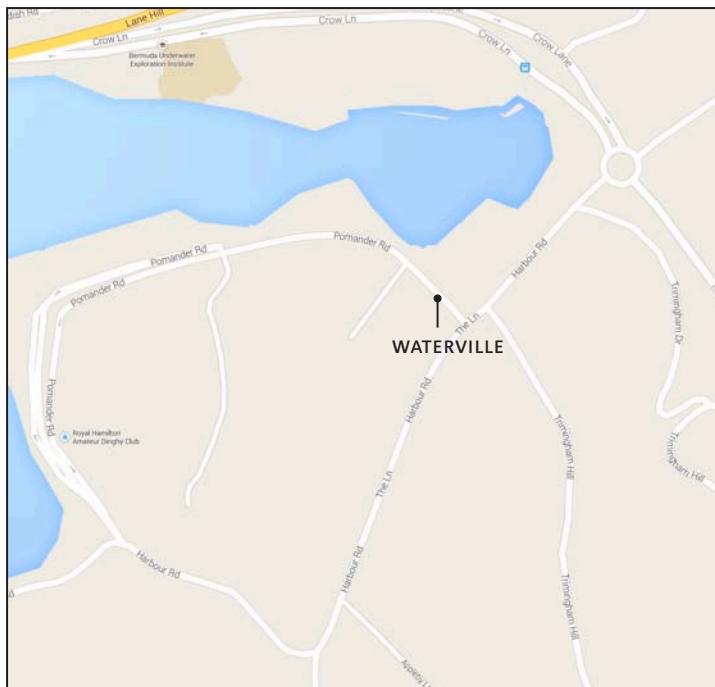
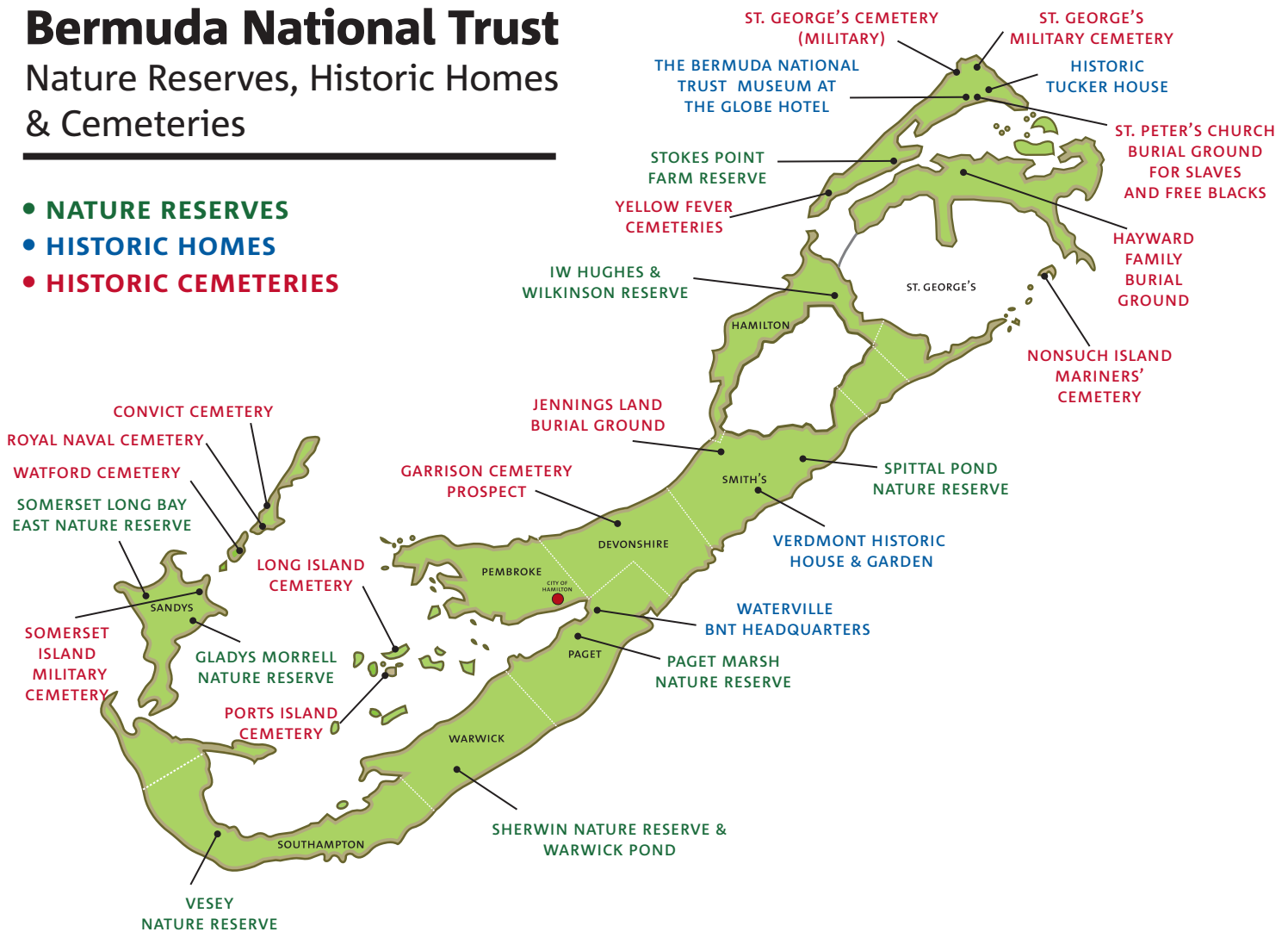
The ratio of field trips is one adult for every ten children. Additional adults are welcome.



Bermuda National Trust

Nature Reserves, Historic Homes & Cemeteries

- **NATURE RESERVES**
- **HISTORIC HOMES**
- **HISTORIC CEMETERIES**



Directions

Waterville is located at the water's edge at the end of Hamilton Harbour.

Location: 2 Pomander Road, Paget


Telephone: (441) 236-6483

Bus route: 2, 7, 8

Hours: Mon-Fri, 9am – 5pm

Waterville

HISTORIC HOUSE & GARDENS



WATERVILLE, THE HEADQUARTERS OF THE BERMUDA NATIONAL TRUST located at 2 Pomander Road, is one of Bermuda's oldest houses and best known landmarks. It is interesting for having been occupied by members of the Trimingham family from the time it was built in the late 1720s until 1990 when a Trimingham granddaughter, Alice Emily Gosling, known as Elsie, died there.

It is likely that the second John Trimingham built Waterville about 1725 on the harbour or Foot of the Lane end of land he owned in Paget. It has a single storey of refined rooms over high cellar spaces similar to Tucker House in St. George's and to a number of other Paget houses. It may well have been built for John Trimingham's daughter Jane when she married Conrade Jones in about 1729. John was president of the Governor's Council when it met in the shade of a Tamarind tree at Crow Lane in 1728. That could have been the tree at the roadside in the garden at Waterville which the National Trust has worked diligently to keep alive for years despite its battering by hurricanes.

Waterville was probably built in such a way that Jane and Conrade Jones lived above a large storage area and President John's ships could unload cargo for safe-keeping in the cellar. The Foot of the Lane inlet used to be much deeper than it is today and small ships (gigs) would have had little trouble getting to Waterville. According to Eldon Trimingham III, cargo was unloaded (often at night) in the area where the Dinghy Club is now located and then transferred to small gigs and rowed to Waterville. There was a small inlet cut into the shoreline to reach the house easily. It is clear from a 1798 inventory that there was shipbuilding on the premises in the late 1700s when the cellar contained an unfinished boat, ladders, casks of nails and the like. The basement may also have been used as a shop for goods imported in the Trimingham ships.



James Harvey Trimingham (1820-1899), the great-great-grandson of President John Trimingham, receives credit for starting the Trimingham store at Waterville in 1842. He was selling everything from “boots to bonnets, which covered a lot of territory.” The Trimingham shop later moved to the pumpkin coloured department store which graced Front Street for many decades, dominating merchandising in Bermuda until it closed down in 2005. However there are some who believe that the business might have been begun even earlier by his father also James Harvey Trimingham, who had been in the importing and retail business as early as 1800.

It seems that the upper floor of the house originally consisted of three rooms, a hall and two chambers, and was one room wide running east to west. A one-room wing on the harbour side at the western end may have been added by Judge John Trimingham who lived there from 1735 to 1764. An inventory taken in 1798 after the death of Captain John Trimingham, the son of Judge John, lists an L-shaped house with hall, middle chamber, chamber and hall chamber. The hall chamber was the principal bedroom and was also used for less grand entertaining. It now serves as the National Trust’s Executive Director’s office. Today’s kitchen at the eastern end of the building was used as a bedroom and for minor cooking. The chimneys were added after the house was built, the good parlour to the west being unheated until the chimney was built in the 20th century. It is not known where the cooking took place - possibly in the basement because there is no trace of an outside kitchen.



In 1811 the elder James Harvey Trimingham made the house U-shaped with the addition of a room added to the eastern end of the house, possibly with some kind of passage or veranda link for more convenient circulation. At that time the windows and interior doors were given their present frames and the walls their cornices. It is possible that an original roof may have been replaced by the present hip roof and the wallplate adjusted to a fashionable height. There was little wonder that James needed to enlarge

the house since he and his wife Charlotte Sarah had 9 children, 3 sons and 6 daughters. It is possible that they lived part of the time in Denbigh, just along Pomander Road, or Woodstock on Woodstock Hill, Paget which he owned from 1811 until 1831.



By the mid 1880s the 'U' was 'filled in' and the central rooms at the back between the two wings were built. The attractive entry porch was added to the house some time before 1884. It is almost like a separate room with shutters that can be opened and closed to meet light and privacy needs. Visitors could have been welcomed there and the family could have enjoyed the westerly summer breezes. Much of the old wood survives.

Frederick Trimingham, grandson of the first James Harvey Trimingham, was born in 1866 and went to live in the United States. His business failed and he returned to Bermuda with his American wife Ada in 1923. Allowed to occupy the house rent free by his three unmarried sisters, Fred and Ada began operating Waterville as an exclusive guesthouse. After Fred died in 1931, Ada continued the business until her death in 1961. She divided the elegant


rooms into small cubicles and bathrooms for guests, added an above-ground water tank on the north side and modernised the cellar rooms. She attracted some famous guests, including literary giants Wendell Wilkie, E. B. White, James Thurber and Robert Benchley. James Thurber mentions Waterville in his writings.

The former cellars contained a 30-foot living room across the front, with a dining room overlooking the water. The bedrooms were upstairs. Reflecting the building's retail roots, Ada also operated a small shop at the east end of the building during World War II and sold baked goods, jams, jellies and eggs.

After the death in 1956 of the last of the younger James Harvey Trimingham's daughters, a great deal of the Trimingham property, which had been in the family through generations, was sold. The property stretched from Waterville to South Shore. Soon afterwards, in 1962, Waterville was made available to the Bermuda Monuments Trust, forerunner of the Bermuda National Trust, at a reduced cost by brothers Kenneth and Sir Eldon Trimingham.

In the early 1970s, interior changes were made in order to accommodate the offices of the Bermuda National Trust on the ground floor and Miss Elsie Gosling in an apartment on the upper floor. Alice Emily Gosling (Elsie) was a granddaughter of Joseph Trimmingham, an older brother of Fred, and was the last member of the Trimingham family to live at Waterville. She enjoyed the beautiful home and gardens until her death in 1990 aged 93.

left:
Entry porch added to the house before 1884



above:
James Thurber stayed in Bermuda when he wrote the modern fairytale *The 13 Clocks* which was first published in 1950.

The Gardens & Waterville Park



The landscape was altered by succeeding generations of Triminghams, and the National Trust (with a great deal of help!) continues to enhance the area for the pleasure of visitors and residents alike who enjoy the quiet garden and park setting.

The Rose Garden to the west of the house was established in 1988 and is maintained by the Bermuda Rose Society. It was re-designed, re-planted and re-opened on April 20, 2001, as the Society's official Repository Rose Garden. The centrepiece, a gift from long-time Bermuda resident Mrs. Eric (Kitty) Mount, is a statue of the nymph Daphne being changed into a laurel tree to escape the advances of the god Apollo. The artist, Barbara Lekberg, has been described as a 'master of American Sculpture'.

Duck Island, just off the shore, is also part of the property. The island consists of red and black mangroves and is a little haven for Yellow Crown Night Herons and Green Herons.

Mr. Peter Green's bequest for the establishment of a garden in memory of his wife enabled the Trust to extensively landscape the east lawn and erect an elegant gazebo. The Mary Jean Mitchell Green Memorial Garden, formally dedicated on August 25, 1999, is now a favourite site for artists and a picturesque setting for everything from children's parties to weddings and receptions.

Donations from the Garden Club of Bermuda have been used for various enhancements, benches and plantings have been donated in memory of loved ones, and the additional property along Pomander Road called Waterville Park was given to the Trust in 1983 by Messrs. deForest and Fenton Trimingham.

The large Tamarind tree is roughly 300 years old, and has its own claim to fame: according to archival records, in 1728 when John Trimingham was president of the Governor's Council, he called the council to a meeting "under the Tamarind tree". Today, Andrew Trimingham assumes that his ancestor's reason for this unusual setting was obvious: it was summer, and the tree offered welcome shade in which to contemplate the weighty decisions affecting the little colony.



left:
The Rose Garden

right:
Statue of Daphne



The Gazebo

Tamarind (*Tamarindus indica*) is a leguminous tree in the family Fabaceae, indigenous to tropical Africa. The genus *Tamarindus* is a monotypic taxon, having only a single species.

The Tamarind tree produces edible, pod-like fruit which are used extensively in cuisines around the world. Other uses include traditional medicines and metal polishes. The wood can also be used in carpentry. Because of the Tamarind's many uses, cultivation has spread around the world in tropical and subtropical zones.



left:
Tamarind tree

right:
Tamarind fruit

Architecture & Furnishings

Outside Waterville

The building is a typical merchant's house on two levels. It was built with storage space at ground level and living quarters upstairs. The front elevation of the building is beautifully balanced and symmetric, with two windows on each floor on either side of the entrance porch. The roof has a long hip extending across the entire length of the building and three shorter roofs jutting out toward the back of house. All the roofs are decorated with finials (stone balls) at the apex of the hips. A small square hip roof is located above the room next to the upstairs porch on top of the above-ground water tank. The top of the tank has been turned into a charming patio overlooking the shore and mangroves. The water tank is supported by buttresses on three sides.

There are two chimneys, one on each end of the building. An attractive trellised porch is located on top of welcoming arms stairs on the front side of the building. The northeast facing side has a small charming sun room now used as an office. The house is painted in a light 'Waterville' peach colour and features shutters painted in black-green colour. All windows are 6 over 6 windows made out of wood.

Today Waterville is a Grade 1 listed building under the Department of Planning. Grade 1 refers to buildings, structures or groups of buildings that have survived in essentially their original condition and that are of such exceptional interest and architectural or historical value that they should largely be preserved in their present form, both structurally and decoratively. Minor alterations or additions should be carried out in the same materials and in the same structural and decorative style as the original.



Waterville model, front and back

Inside Waterville

Today Waterville is the headquarters of the Bermuda National Trust. The main feature on the ground level is the large AXIS Education Centre classroom which the National Trust uses for lectures, workshops, board meetings and holiday camps. All other rooms at this level are occupied by administrative staff.

The wooden porch upstairs is the main entrance and leads into a small reception area located between the dining and drawing rooms. These are the only two rooms open to the public, featuring beautiful furniture, art and silver set in an historic way. Many of the antiques were bequeathed by Miss Elsie Gosling to the Bermuda National Trust. The third largest room is the director's office and all other rooms are used by administrative staff. The kitchen located next to the dining room is used by staff and during functions hosted in the historic rooms.

Entrance Hall

The wonderful old **cedar chest** with 'onion' feet and a drawer, is a Trimmingham family piece, c. 1720, which has probably always been in this house.

Above the chest is an **antique Bermuda Map**, a Blaeu c. 1630, from a collection donated to the Trust by a former Bermuda resident. Another early piece is the Bermuda-made cedar side chair with caned seat, c. 1770.

Over the table is a **watercolour painting** of the rear of Waterville by Bessie Gray, dated 1896, which attests to how little the house has changed in over 100 years.

Notice the **photograph of Miss Gosling** taken in 1979 by Dennis Sherwin, a past President of the National Trust. She is pictured feeding her beloved ducks.



above:
Elsie Gosling, 1979



left top:
Watercolour by Bessie Gray, c.1896



left bottom:
Cedar chest, c.1720



right:
Bermuda-made cedar side chair, c.1800

The Drawing Room



The **cedar chest of drawers** is a very rare piece of Bermudiana. Cabinetmaker Henry Smith (1770-1837) made several of these chests with fluted quarter columns and exquisite attention to interior and exterior details.

The **drop-leaf games table** behind the sofa, **games table**, the **long-case clock** by Sam Doull of Boston and the assorted **armchairs**, are all 19th century, some quite early. The primary wood is mahogany; the inlays are mainly satinwood and rosewood.

Standing between the windows is an interesting **side table** with a typically Bermudian example of adaptation of use. The base, with its beautifully turned legs and stretchers, was part of a gate-leg table c. 1700. The gate legs have disappeared, a 'new' top has been added, and the result is this handsome piece of furniture! Note the very Bermudian 'wave motif' in the skirt: classic 'hooks' gentled in shape to resemble (inverted) breaking ocean waves, a constant reminder of our island heritage.

The **Broadwood spinette** (piano) has a nameplate which reads 'John Broadwood and Sons' indicating that it was manufactured after 1808 when he took his second son into partnership. It has no pedals and the hammers hit upwards. While it is not part of Miss Gosling's bequest to the National Trust, there is some thought that it was found at Waterville, perhaps when the Trust moved into its ground floor offices in the early 1970s.

The **pair of tea tables** of imported West Indian mahogany were made for the house by Seth Vail, c. 1811.

In 1975 Miss Elsie Gosling commissioned Mr. Fred Phillips to craft the fireplace surround to echo the moulding which had been added during the 1811 renovations. Mr. Phillips is one of Bermuda's premier artisans in cedar and other woods.



Long-case clock,
19th century
By Sam Doull, Boston



left:
Broadwood spinette, after 1808

centre:
Cedar chest of drawers, 1770-1837

right:
Side table, c.1700

The Drawing Room Works of Art



The portrait over the piano is **Lady Fahie** - born Esther Mary Harvey - the daughter of the Hon. Augustus Harvey of Mt. Pleasant, Paget. In 1823 she married Admiral Sir William Charles Fahie, retired Commander in Chief of the North American Station (English Fleet). She was his second wife and, at the tender age of 17, was quite a bit younger than him. We know from literary references to them, that they lived a very social life; however the Admiral did not long survive the marriage. This portrait was painted by Thomas Driver who came to Bermuda in connection with the War of 1812, and remained as an auctioneer and commission merchant. He was also an extremely accurate topographer - the

first Englishman to create an extensive visual record of Bermuda.

Over the fireplace is the portrait of **Colonel William Astwood**, M.C.P. of Warwick. This dapper gentleman is the ancestor of the well-known Bermuda Astwood family. It was painted on canvas c.1800 but the artist of this oil painting is unknown. Col. Astwood died in the Turks and Caicos Islands in 1818.

The portrait between the two windows is of his son **William Amelius Astwood** and the bonneted lady over the chest of drawers is his wife **Frances Astwood**, *née* Wadson, of Warwick. Both paintings are oil on panel by the artist Lucius Munson.

The mantle holds a pair of **jade green vases** with gold gilding, French c. 1830, a gift to the Trust.

Two fine prints hang in this room: the most famous depiction of a Bermuda sloop, 'A Bermudian Sloop, with a view upon the Spanish Main', and 'The Pearl taking L'Esperance', an action 'fought in the Latitude of Bermudas Oct. 1st 1780'. The legend goes on to say she "proved to be a valuable Prize, being laden with Sugar, Coffee, Indigo & Ingots of Gold."

left:

Lady Fahie, c. early 1800s

below:

Amelius Astwood, c.1822



left:

Colonel William Astwood, c.1800

centre:

Frances Astwood, c.1822



The Dining Room

The main feature in the dining room is the three-pedestal mahogany dining table which facilitates various use configurations. It was crafted in Jamaica c. 1820. The table is surrounded by eight mahogany cane seated side chairs which were made in Jamaica and brought to Bermuda by Captain Beau Nat Darrell in 1830.

The Bermuda-made gate-leg table, c. 1700 in the corner by the book cabinet, has an undercarriage of bobbin-turned cedar with a mahogany drop-leaf top put on later in the 18th century, probably when mahogany became the 'desirable wood'.

Sadly, we have little verifiable provenance for the Bermudian craftsmen who created the beautiful furniture seen at Waterville or at other Trust properties. However, there is a strong indication that the sideboard in this room and its more elaborate counterpart at Tucker House are the work of an artisan named Perinchief. The style is late Sheraton, probably c. 1800 - 1830.



left:

Pedestal dining table, c. 1830



left:

**Bermuda-made gate-leg table,
c. 1700**

right:

**Sideboard, c. 1800-1830
Late Sheraton style**

The Dining Room • Works of Art & Sliver



In the **hanging corner cabinet**, which is possibly Bermudian c. 1800, are plates and bowls with Chinese and Worcester patterns. On the lower shelf is a 19th century **Japanese Imari plate** and a **Chinese Imari plate**.

The **large mahogany cabinet**, c. 1800, was brought from England in the 1950s specifically for display use and it houses some of the Trust's collection of English china. The large soup tureen, complete with top and ladle, labeled City of Lucknow is from 1830. It was given by Miss Nellie Tucker Smith in memory of her father, Walter Clerk Smith. The green Chinese-motif pattern is labeled Copeland & Garrett/

Late Spode/New Fayence. The pattern of the blue and white china is called Japan Flowers. It is Stone China made by John and William Ridgeway of Staffordshire District in Sheldon. Both are probably mid 19th century.

The **Silver Plate Tea/Coffee Service** was found at another Bermuda National Trust property called Tivoli. This property was willed to the Trust by Miss Gloria Higgs in 1984. The tea/coffee set was neglected for many years and was restored to its original luster by a re-silvering business at the Royal Naval Dockyard.

The delightfully romantic rural **Dutch scene** by T.T.M. Dan Schröder hanging on the wall was given by Felicity and Eldon Zuill in memory of their parents, Eldon and Frances (Tucker) Zuill. A grant from the Humann Foundation permitted its restoration in the summer of 1997.

A portrait of **Solomon Joseph Jones**, born 1820, hangs above the gate-leg table. Solomon was the eldest son of James Jones of Warwick. He spent his early years in Trinidad and later lived in New York where he married Harriet Nichols. He died in 1892.

Over the sideboard hangs the portrait of an **Unidentified Lady**. The painting is from the early 1800s and the resemblance in style to the portrait of Lady Fahie suggests that this portrait is by the same artist, Thomas Driver. This painting is on loan from the Bermuda Archives.

left:
Hanging corner cabinet, c. 1800

below, top:
Japanese Imari plate

below, bottom:
Chinese Imari plate



above:
Mahogany cabinet, c. 1800

left:
Solomon Joseph Jones, 1868
Oil on Canvas.
By T.J.Jackson,

right:
Unidentified Lady, early 1800s
This portrait is thought to be
Mrs. Crawford
Oil on Canvas
By Thomas Driver



Owners of Waterville & their Family History

THE TRIMINGHAMS ARE ONE OF THE OLDEST FAMILIES OF BERMUDA. THE FIRST JOHN Trimingham in Bermuda came from the village of Fishlake near Doncaster in South Yorkshire, England. By 1620, when he was 29 years old, he was working in Bermuda as the agent of John Dyke, a wealthy London businessman and shareholder in the Bermuda Company. By 1627 he was settled enough to buy 50 acres of land in Paget. This was the beginning of an impressive accumulation of land and wealth.

The land on which Waterville is built originally belonged to Lord Paget. When the Virginia Company failed, the land was gradually acquired by the Trimingham family, and by the late 1600s their property stretched the width of the island, from Hamilton Harbour to the South Shore. An interesting fact about John is that he was elected governor by the Royalist faction during the English Civil War after King Charles I was beheaded in 1649. He was a Bermudian governor for only a short period of time as his appointment alarmed the Cromwellian Commonwealth government in London.

Paul Trimingham inherited his father John's estate from his mother after her death, but also made his own fortune, in particular by discovering a wreck in the Bahamas which he was able to salvage. Waterville was built by Paul's son, John Trimingham II about 1725. He had a colourful and rapid rise to wealth and public status. He was commissioned by Queen Anne as a privateer, survived an outbreak of small pox on his brigantine *Lark* while on a voyage to Barbados from New York, and at least once escaped capture by pirates. He laid the foundation of the shipping fleet which was the family business for the next 100 years. At his death in 1735 he owned four ships and three large estates with mansion houses for his three sons, one of which (Waterville) was to remain in the Trimingham family until the 1960s.

Paul's brother John Trimingham (1716-1764) had two judgeships: one on the bench of the Court of General Assize and the other the Court of Vice-Admiralty. At the time of his death in 1764 he left three sons John (aged 14), Daniel and Francis. Two other sons were lost at sea during his life time and this signaled the end of the family shipping business for a brief period. However, Daniel and Francis revived and carried on the shipping business on an enlarged scale, with Bermuda as the home port. At the time the island's products did not contribute much to the earnings of the business and large ships, such as the Triminghams had, could not be justified for Bermuda alone. Port records of the time rarely mention Trimingham vessels. The usual journeys of the Bermuda fleet were to Barbados, Trinidad, Halifax and Newfoundland, and the cargoes were of fruit, rum, pitch, molasses, lumber and salt.

From the ships' registration records it can be seen that Daniel and Francis built and registered 13 ships between 1787 and 1804. Among the Trimingham ships were the two-masted 183-ton brig *Traveller of Bermuda*, the *Seaflower* and the sloop *Swift*. Disaster struck in 1820 when a hurricane destroyed seven of the ships belonging to the Trimingham family. The ships were on moorings in the inshore waters of Bermuda at the time. Due to this loss the family had to sell their ship *Seaflower*. The proud flagship *Traveller of Bermuda* was wrecked off the Bahamas in 1829.

At the same time Bermuda entered a recession, and at the age of 13 James Harvey Trimingham (1820-1899), a nephew of Daniel and Francis, whose father had died when

he was nine years old, went to work as an apprentice to N. T. Butterfield. At that time Mr. Butterfield did a little banking but was mainly a dry goods merchant. Young James learned well, and nine years later was in business himself, selling goods imported from London from the old family house, Waterville, at the Foot of the Lane in 1842. James Harvey, the original Mr. T., moved his store to Front Street in 1861. The records show that the business prospered, and by 1879 he had taken his three sons into the business. Five years later he retired, and the business became Trimingham Brothers. The original brass Trimingham nameplate from Waterville was affixed to the Front Street store until it closed in 2005.

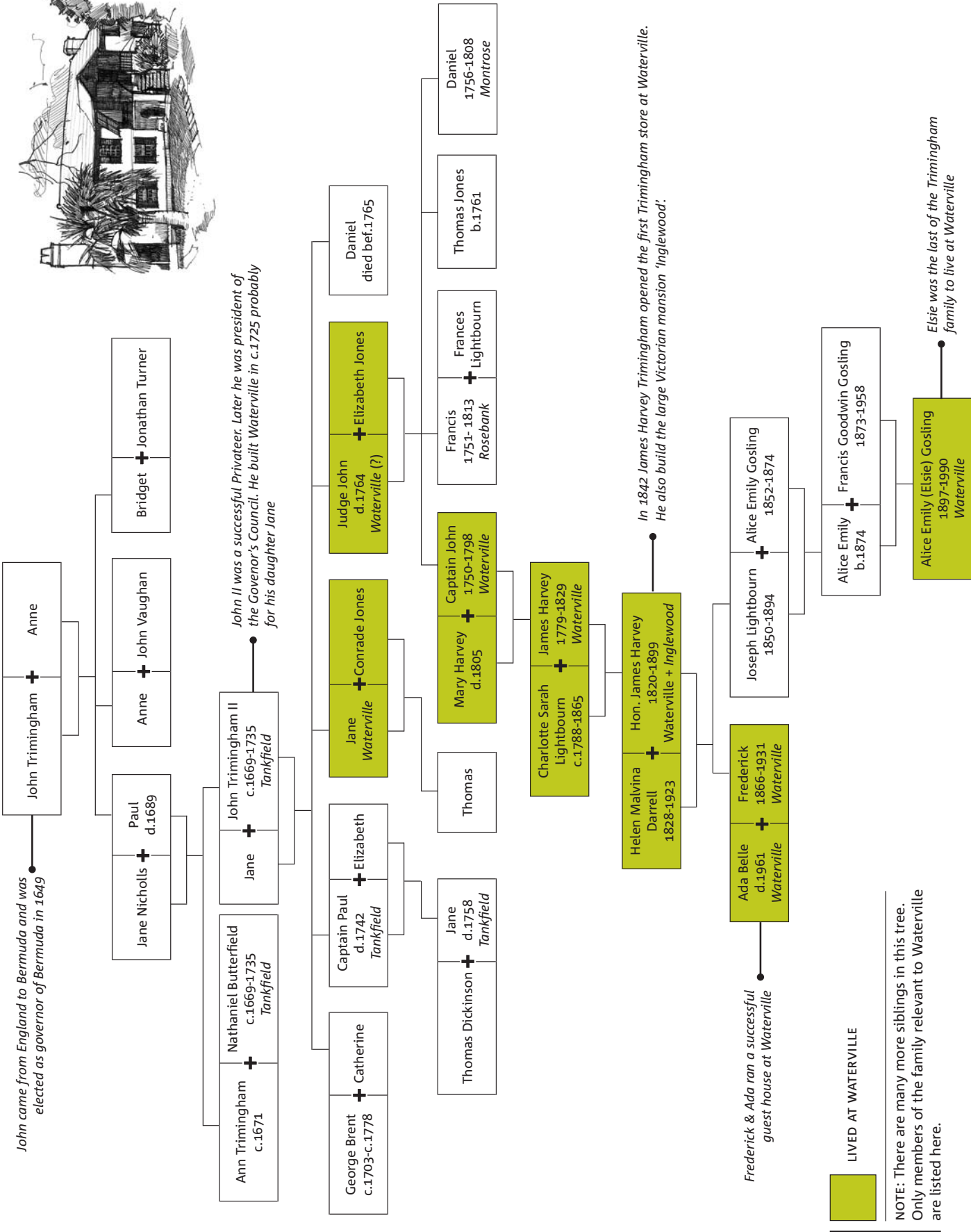
The *Bermuda Historical Quarterly* of June 1963, reported: "A few years ago, following a death in the family, Waterville was purchased by the old Historical Monuments Trust." This refers to the death of Mrs. Ada Trimingham. It is believed there were plans afoot to convert the property into a cottage colony. However, Mr. Kenneth Trimingham was prepared to forego his share of the purchase price if the Trust would buy the house, thus preventing this example of classic Bermudian architecture from being substantially altered or even demolished. Members of the Monuments Trust at the time were Hereward Watlington, William Zuill, Sr., Henry Wilkinson and Stanley Spurling.

Elsie Gosling was the last Trimingham descendant to reside at Waterville. She was a Trimingham on her mother's side, the 7th great-granddaughter of John Trimingham I and the granddaughter of Joseph L. Trimingham. On her death in November of 1990 at the age of 93, she bequeathed to the National Trust most of the Trimingham family treasures that now grace this family homestead.



left:
Trimingham's store logo

The Trimingham Family Tree



NOTE: There are many more siblings in this tree. Only members of the family relevant to Waterville are listed here.

Teacher Resources/Activities

Before your visit/ Introducing Students to Waterville

Getting to Know Waterville

OBJECTIVES

The teacher will review the History of Waterville in order to:

- Establish prior knowledge of this house before their visit
- Connect the house to global events through the ages

*ACTIVITY 1

Waterville through the Ages

This activity asks students to connect the different owners of Waterville to global events of historic importance

*ACTIVITY 2

Having Fun with Genealogy

Students will be introduced to the genealogy of the Trimingham family and asked to research their own family history

Interviewing a Grandparent

Have students interview a grandparent or an older person to find out what they did as a child

Family Heirloom

Have students choose a special heirloom or object in their family and write a story about it

*ACTIVITY 1/WATERVILLE

Waterville through the Ages

Many different people have owned and lived at Waterville. The table below summarises the timeline of the occupants.

ACTIVITIES

- Review the history of Waterville with students, introducing the people who lived at the house
- Complete the timeline of Waterville

OBJECTIVES

- To explore the changes to Waterville and Bermuda
- To place local events into global context

WORLD EVENTS	YEAR	HOUSE OWNER	NOTES
United Kingdom of Great Britain formed (1707)	1699		
Peter the Great, King of Russia dies (1725)	1749		
J. S. Bach dies (1750) British rule India (1757)	1752		
James Cook Expedition to the Pacific (1760-1780s)	1760		
	1771		
1775-1783 American Revolution & Independence	1775		
1803-1815 Napoleonic wars	1809		
	1811		
	1813		
Slavery was abolished in Bermuda (1834)	1825		
American Civil War (1860-1865)	1860		
• Suez Canal opens (1869) • Diesel Engine patented (1892)	1876		
World War II (1939-1945)	1939		
Theatre Boycott in Bermuda (1951)	1953		

*ACTIVITY 2/WATERVILLE

Having Fun with Genealogy!

Children may find it interesting to engage in detective work into their past and the lives of their ancestors. Studying genealogy and line of ancestors has many benefits such as:

- Developing a stronger sense of family
- Bridging the gap between generations
- Making history come alive
- Encouraging organizational, planning, communication, logic, problem-solving and presentation skills
- Understanding time lines

Several members of the Trimmingham family have lived at Waterville. These family members are listed in the attached family tree.

A: Trimmingham Family:

Use the handout of the Trimmingham family tree, have students find the common first names and circle them. Review the ages of the family members and create a list of the oldest to most current person.

B: Students Personal Family Tree:

Have students complete their own family tree. If they like they can list their siblings next to the box 'ME'.

Interviewing a Grandparent

Have students interview a grandparent or an older person to find out what they did as a child.

Family Heirloom


Have students choose a special heirloom or object belonging to their family and write a story about it.

My Family Tree



Name: _____

Date: _____



During your visit/**Class Field Trip Activities**

OBJECTIVES

- To introduce the garden of Waterville
- To understand the architecture of Waterville
- To learn about the endemic plants

*ACTIVITY 1 Waterville Garden Scavenger Hunt

This is a fun activity which takes students on a scavenger hunt for the main items in the garden at Waterville.

*ACTIVITY 2 Observing Waterville/Outside

Students are encouraged to take a closer look at the architecture of Waterville and are introduced to the basic terminology of features of the house.

*ACTIVITY 3 Cedar, Palmetto and Olivewood

Students will learn how to identify endemic plants and learn their significance.



Bermuda Cedar
Juniperus bermudiana **ENDEMIC**



Palmetto
Sabal bermudana **ENDEMIC**



Olivewood
Cassine laneana **ENDEMIC**

*ACTIVITY 1/WATERVILLE/PRIMARY 1,2 & 3


























Waterville Garden Scavenger Hunt

Name: _____

Date: _____



Walk around Waterville Garden and try to find as many of these plants, markings and parts of the building as you can.

Thatch Palm 	Silver Buttonwood 	Tamarind seeds 	Mangrove seed 	Porch 
Trellis 	Gazebo 	Mooring 	Daphne 	Bermuda Cedar 
Pet grave yard 	Olivewood 		Duck Island 	Pride of India 
Gates 	Red Mangroves 	Buttresses 	Rose Garden 	Rose 
Shutter 	Tamarind tree 	Mail box 	Palmetto 	Green dedication 

*ACTIVITY 2/WATERVILLE/ PRIMARY 1 & 2

Observing Waterville/Outside

Name: _____

Date: _____



Sketch Waterville showing some of the features that make this home distinct. Include:

Walls

Roof

Buttresses

Windows

Shutters

Porch

Chimneys

*ACTIVITY 3/WATERVILLE/ PRIMARY 3

Cedar, Palmetto & Olivewood

Take the students on a walk around the garden and point out Bermuda's endemic trees. Discuss their significance and give examples of early uses of these plants.

After your visit/Additional Information & Activities

OBJECTIVES

The following activities will enable students to summarise their learning and to reflect on their visit.

*ACTIVITY 1

Ship Building in Bermuda between 1700 and 1800

Students will be introduced to ship building in Bermuda and terminology related to ships and rigging.

*ACTIVITY 2

Privateering in Bermuda

Students will learn about privateering in Bermuda and its connection to conflicts between European countries.

*ACTIVITY 3

The Beginning of Tourism in Bermuda

Students will learn about the beginning of tourism in Bermuda as a holiday destination for overseas visitors and the iconic cruise liners *Queen of Bermuda* and *Monarch of Bermuda*.

*ACTIVITY 4

Comparison of Waterville and my House

Students will compare Waterville with their own home and describe similarities and differences.

*ACTIVITY 5

My Visit to Waterville

Students are encouraged to write about their own experience and feelings and summarise their visit to Waterville.

*ACTIVITY 1/WATERVILLE/ PRIMARY 5

Ship Building in Bermuda between 1700 & 1800

Boat building was important as Bermudians turned away from being an agricultural society to a seafaring society. By 1700 the fleet counted 70 cedar ships and by the mid 1770s sloops were the vessels of choice for privateers and merchants throughout the Atlantic due to their speed and durability. This led to a thriving ship-building industry which saw as many as 100 ships being built annually and exported worldwide. Ship builders, carpenters, blacksmiths, merchants and sailors all profited from this and the industry provided island-wide economic growth.

The Bermuda sloop was the most desirable ship to have in the 1800s. It had a long narrow hull; it was built from durable Bermuda cedar and it had one mast with a type of rig which allowed it to sail extremely fast. The sloop could be sailed with only four to six men.

Ship:	A vessel square-rigged on 3 masts
Sloop:	Sails rigged fore-and-aft but sometimes carrying a square rigged top sail on the mainmast (sloop has one mast only)
Schooner:	Sails rigged fore-and-aft but sometimes carrying a square rigged top sail on the mainmast (schooner has more than one mast) e.g. <i>Spirit of Bermuda</i>
Foremast:	The front mast on a three masted ship
Mizzenmast:	The rear mast of ship with more than two masts
Mainmast:	The middle mast of three masted ship or the tallest mast on a ship or the only mast on a ship
Boom:	A wooden beam supporting the lower edge of a sail
Gaff:	A wooden beam that juts out from the mast and is angled upward
Yard or yard arm:	A cross beam attached to the mast. A sail can be attached to it
Stays:	Stays are ropes that support the mast. They lead from the top of the mast down to some other mast or spar, or to some part of the ship
Aft stay:	Stay leading to the back of the ship
Fore stay:	Stay leading forward
Bow sprit:	A pole that stretches out over the sea from the bow of the ship
Deck:	The open air working area of the ship
Keel:	The lowest part of the hull of a ship running length wise. It is often very heavy in order to provide stability
Rudder:	A device to steer a ship or boat
Bow:	The forward part of a ship or boat
Stern:	The rear end of a ship or boat
Main sail:	The largest sail on a sailing ship
Top sail:	The sail set above and sometimes on the gaff in a fore-and-aft rigged ship
Jib:	A triangular sail set on a stay extending usually from the head of the foremast to the bowsprit or the jibboom; also the small triangular headsail on a sloop
Jib top sail:	A triangular sail set forward of the jib
Stay sail:	A fore-and-aft sail hoisted on a stay

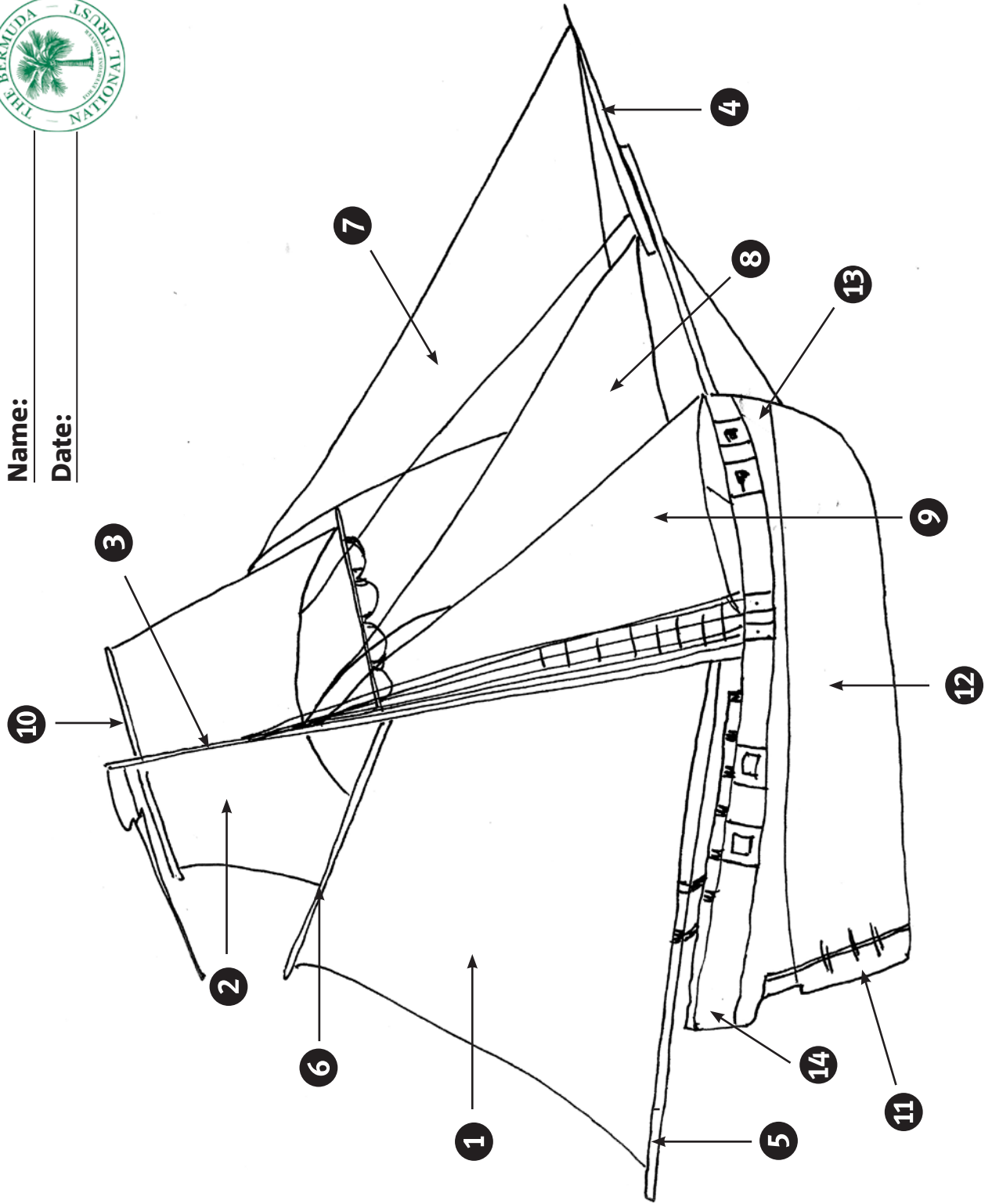
Bermuda Sloop

The Trimmingham family owned ships that looked like this.
Colour the one below and name the different parts of the ship.



Name: _____


Date: _____



- 1
- 2
- 3
- 4
- 5
- 6
- 7
- 8
- 9
- 10
- 11
- 12
- 13
- 14

See answers on page 39

Privateering in Bermuda



Privateering is the term for when European rulers issued Letters of Marque - formal contracts by which the monarch would hire a privately owned ship and crew, and send it to disrupt enemy sea trade. A Letter of Marque authorized acts of piracy, and ensured that the monarch took a share of any cargo that was seized. It was a cheap way to wage war and make a large profit at the same time (Butterfield, 2005).

Privateering was carried out by all nations from the earliest times to the 1900s. According to the war of the time, British privateers were allowed to attack and plunder ships from Spain, France or Holland. It was of great advantage to have colonies all over the world.

They acted as micro societies of Great Britain and helped to attack and conquer enemy ships in many locations, thus helping Great Britain to become a very powerful nation.

Many privateers were from reputable families. John Trimmingham (died 1764), was commissioned by Queen Anne as a privateer. He had a fast brigantine called *Lark* and had a colourful and rapid rise in wealth and public life. He survived an outbreak of smallpox on his ship, and at least once escaped capture by pirates. John was very fortunate and was able to retire in 1704 before he was 30 years old.

Privateer ships were sleeker and faster than the heavy Spanish treasure ships, or galleons. They used a cannon to batter a galleon into submission, trying to avoid the risk of a hand-to-hand fight on board. If the privateers were successful, they were allowed to keep the ship and valuables of the conquered party.

European rulers rewarded privateers well. Francis Drake (1540-1596) was knighted by Queen Elizabeth I (ruled 1558-1603) for attacking Spanish ships in the 1570s just after he became the first Englishman to circumnavigate the globe on the galleon *Golden Hind*. In France, privateer, also known as corsair, Rene Duguay-Trouin was honoured by the French king, Louis XIV, for his attacks against the English. He captured 16 warships and about 300 merchant vessels during his 23-year career.

QUESTIONS FOR DISCUSSION

1. What was the advantage for the English Crown of having privateers?
2. Why was it easy for the Bermudian sailors to catch up with the Spanish galleons?
3. What is the difference between a pirate and a privateer?
4. Why was Francis Drake knighted by Queen Elizabeth I?

*ACTIVITY 3/WATERVILLE/ PRIMARY 5

The Beginning of Tourism in Bermuda



Frederick Trimmingham and his American wife Ada returned to Bermuda in 1923 to live at Waterville. They saw the rising trend of Bermuda as a tourist attraction and remodelled Waterville as an exclusive guest house. The elegant rooms were divided into small cubicles and bathrooms for guests. The above-ground water tank on the north side was added and the cellar rooms were modernised.

With its central location, Waterville was the perfect spot for vacationers to enjoy idyllic holidays, and water views at the Foot of the Lane. Visitors were able to step into row boats, small sail boats or walk into the city of Hamilton. Others preferred bicycles, horses, the Bermuda railway or carriages.

Waterville attracted some famous guests including authors Wendell Wilkie, E. B. White, James Thurber and Robert Benchley. James Thurber mentions Waterville in his writings. He wrote on May 15, 1954 to Gus Lombardo of *The New Yorker* about a couple of guests at Waterville and used Waterville, Paget East, Bermuda as his address.

Until the 1880s, visitors to Bermuda had been health-seekers, traders or military personnel posted to the island. Word got around about the beautiful sleepy island through writers and artists. Writers such as Mark Twain visited several times and Winslow Homer painted a few famous paintings. Holiday making, the way we are used to today, was uncommon but became gradually more popular in Bermuda due to its closeness to the east coast of the US. The island was promoted as the 'Isles of Rest', an island paradise devoid of stressful factories, noisy railroads, trolley cars and automobiles.

The first large hotel in Bermuda was the Hamilton Hotel which was built in 1861. The Princess Hotel was built after Princess Louise visited Bermuda in 1883 and stayed at the Trimmingham home called Inglewood. There were also several smaller tavern-style guest houses in Hamilton and St. George's e.g. the Globe Hotel.



It took until the end of World War I for tourism to truly come of age. The 1920s and 1930s saw more and more travellers interested in the pretty little island in the mid Atlantic. Wealthy visitors traveled in style on board cruise liners such as the *Monarch of Bermuda* and *Queen of Bermuda*. They stayed much longer in Bermuda than the average traveller today.



SOURCE: BERMUDIAN MAGAZINE

above:

James Thurber and his wife Helen on the steps of Waterville, July 1949

Thurber said that he worked so well on the island that he suggested a medal should be struck in honor of the island's stimulating effect.

left:

The Princess Hotel

Cruise Ships Servicing Bermuda

The *Queen of Bermuda* started its service between New York and Bermuda in February 1933. She had a sister ship called the *Monarch of Bermuda*. Both were part of the Furness Bermuda Line and sailed weekly between the two ports. The ships were nicknamed 'the Honeymoon Ships' and 'the Millionaires Ships'. They were the most luxurious ships on the Atlantic when they came into service.

The 22,500-ton ships were 580 feet long and could take about 800 passengers. During World War II, the *Queen of Bermuda* served as an armed merchant cruiser and *Monarch of Bermuda* as an infantry landing ship. In 1940, the *Monarch* also shipped £40m of British gold reserves across the Atlantic to Canada for safety.

After the war, the *Monarch of Bermuda* went to northeast England to be re-fitted for commercial service but was virtually destroyed by fire in 1947. The British government bought the ship, which was later the *New Australia* and was later still renamed the *Arkadia* until taken out of commission in 1966.

In 1951, Vickers completed a new cruise ship, the *Ocean Monarch*, which ran with the *Queen of Bermuda* until Furness Withy withdrew from the passenger service in 1966.

Today's cruise ships are vast by comparison. In 2014 one of the biggest cruise ships visiting the island, is the *Norwegian Breakaway* which can take up to 4000 passengers.



left:

The *Queen of Bermuda*, 1933

QUESTIONS FOR DISCUSSION

1. Why do people like to go to different places?
2. How did American visitors travel to the island in the 1930s?
3. Look at the photo of the *Queen of Bermuda*. How does this ship compare to the new mega cruise ships of today?
4. How many people do you think are employed to work on a cruise ship?
What are their professions?
5. What effects do cruise ships have on Bermuda's environment? Do you know of any current discussions between the Department of Tourism and the Department of Environmental Protection?



*ACTIVITY 4/WATERVILLE/ PRIMARY 1-2

Name: _____

Comparison of Waterville & My House

Date: _____

Our class visited Waterville today, which is owned and maintained by the Bermuda National Trust. We learned many things about this house. Below are drawings of Waterville and my house. Ask me to tell you about the differences between both.

Waterville • Draw Waterville here

My House • Draw your house here



*ACTIVITY 5/WATERVILLE/ PRIMARY 3&5

My Visit to Waterville

Name: _____

Date: _____

1. The name of the historic house I visited was
2. It is located in
3. This house is owned and maintained by
4. If I was telling a friend why this old house is important, I would tell them ...
5. I would like to/not like to (chose one) live at Waterville 250 years ago because ...

Appendix

Answers to Bermuda Sloop worksheet on page 33

- 1** mainsail
- 2** top sail
- 3** mainmast
- 4** bow sprit
- 5** boom
- 6** gaff
- 7** jib topsail
- 8** jib
- 9** stay sail
- 10** yard
- 11** rudder
- 12** keel
- 13** bow
- 14** stern

Waterville Historic House

Teacher Resources

Activities & Curriculum Links

Before your visit/Introducing Students to Waterville

Activity	Grade Level	Subject	Curriculum Link
Activity 1 Waterville Through the Ages	Primary 5	Social Studies	P5 – Create, use or interpret a tiered timeline, graphic organizer, charts, graphs or illustrations. Evaluate the extent global events have affected Bermuda in the past and or the present. Explain the sequence and relationships of events. Organise key ideas related to a topic.
Activity 2 Having Fun with Genealogy	Primary 5	English	P5 – Reading and writing non-fiction. Look for information in non-fiction texts. Skim read to gain an overall sense of a text and scan for specific information.
	Middle 2	English	M2 – make relevant notes when researching different sources, comparing and contrasting information

During your visit/Class Field Trip Activities

Activity	Grade Level	Subject	Curriculum Link
Activity 1 Waterville Garden Scavenger Hunt	Primary 1	Science	P1 – Know animals and plants are living things. Know that there are living things and things that have never been alive.
	Primary 2	Science	P2 – Can identify similarities and differences between local environments and know about some of the ways in which these affect the animals and plants that are found there.
	Primary 3	Science	P3 – Can sort things into groups using simple features and describe rationale for groupings.
	Primary 1 & 2	Social Studies	P1 – Understand the concept of change P2 – Understand that change is on-going
Activity 2 Observing Waterville/Outside	Primary 3	Science	P5 – Can sort things into groups and describe using simple features and describe rationale for groupings
Activity 3 Cedar, Palmetto and Olivewood			

After your visit/Additional Information & Activities

Activity	Grade Level	Subject	Curriculum Link
Activity 1 Ship Building in Bermuda – 1700 & 1800s Activity 2 Privateering in Bermuda Activity 3 The Beginning of Tourism	Primary 5	Social Studies	<p>P5 – Describe the development of the main economic activities in Bermuda from 1700 to 1918. Explain how goods and services in Bermuda have changed over time to 1918.</p> <p>P5 – Understand how individuals and groups influence each other using different forms of technology.</p> <p>P5 – Understand how resources influence economic activity.</p> <p>P5 – Analyse the impact modernisation had on Bermuda from 1880-1918.</p> <p>P5 – Evaluate the extent global events have affected Bermuda in the past and or the present. Explain the sequence and relationships of events. Organise key ideas related to a topic.</p>
	Primary 5	English	<p>P5 – Reading non-fiction - Look for information in non-fiction texts Skim read to gain an overall sense of a text and scan for specific information. Writing non-fiction - use a more specialized vocabulary to match the topic.</p>
Activity 4 Comparison of Waterville & My House	Primary 1, 2	Social Studies	<p>P1, 2 – Understand that change is on-going. Understand the concepts, environment, natural and man-made. Demonstrate awareness of natural and man-made environments.</p>
Activity 5 My Visit to Waterville	Primary 3, 5	English	<p>P3 – Reading non-fiction – read and follow instructions to carry out an activity. Writing non-fiction – establish a purpose for writing, using features and style based on model texts.</p> <p>P5 – Writing non-fiction – use a more specialized vocabulary to match the topic.</p>
Activity 2 Privateering in Bermuda	Middle 2	Social Studies	<p>M2 – Describe how and why European nations competed for colonies and control of the world</p>

References

Bermuda National Trust, *Bermuda's Architectural Heritage: Paget* (Bermuda, 2010)

Bermuda National Trust, *Held in Trust* (Bermuda, 2008)

Jarvis, Michael J., *In the Eye of All Trade* (North Carolina, The University of North Carolina Press, 2010)

Harrison Kinney, Rosemary A. Thurber, *The Thurber Letters: The Wit, Wisdom and Surprising Life of James Thurber*

Butterfield, Moira, *Pirates & Smugglers* (Kingfisher Publications, London 2005)

Note:

Much of the information about Waterville came from a talk given by Andrew Trimmingham to the guides of the Bermuda National Trust and the Bermuda Historical Society.



THE BERMUDA NATIONAL TRUST

To protect and promote Bermuda's unique natural and cultural heritage forever.



School Field Trip Booking Form

Please complete this form, scan and return via email to education@bnt.bm or fax it to: 236-0617

A member of our Education Team will be in touch with you to schedule your field trip. Thank you for contacting the Bermuda National Trust Axis Education Programme.

BNT site requested		
Date requested: Please provide 2 options	1.	2.
Contact person (full name)		
Time requested		
Phone	work	cell
Email		
School		
Year level		
Number of students		
Number of adults: Ratio for school field trips is 1 adult for every 10 students (additional adults are welcome)		
Are there students with learning/ physical difficulties? Please describe.		
Teaching objectives		
Ties with curriculum		
Please answer the following: How did you hear about school field trips and resources provided by BNT?		
Are you interested in attending workshops to learn more about our nature reserves and historical homes? If so, please indicate which sites.		

Kindly sponsored by AXIS Capital Holdings Limited



THE BERMUDA NATIONAL TRUST

To protect and promote Bermuda's unique natural and cultural heritage forever.



School Field Trip Permission Form

Please complete this form, scan and return via email to education@bnt.bm
or fax it to: 236-0617

School Name:

Dear Parents,

Our class will be participating in a field trip to:

Our trip is scheduled for date: time:

PARENT/GUARDIAN PLEASE FILL OUT THE BELOW FORM AND SIGN

I, give my permission for (student's name)

to attend the trip to the Bermuda National Trust property indicated above. Please note that the Bermuda National Trust staff may take photos of individuals attending our field trips and activities, which may be featured in their publications. In signing this form I give consent for my son/daughter to be featured in BNT publications.

.....
Parent/Guardian

.....
Date

Kindly sponsored by AXIS Capital Holdings Limited